

Quick Reference Guide: How to Identify an In-Network Provider



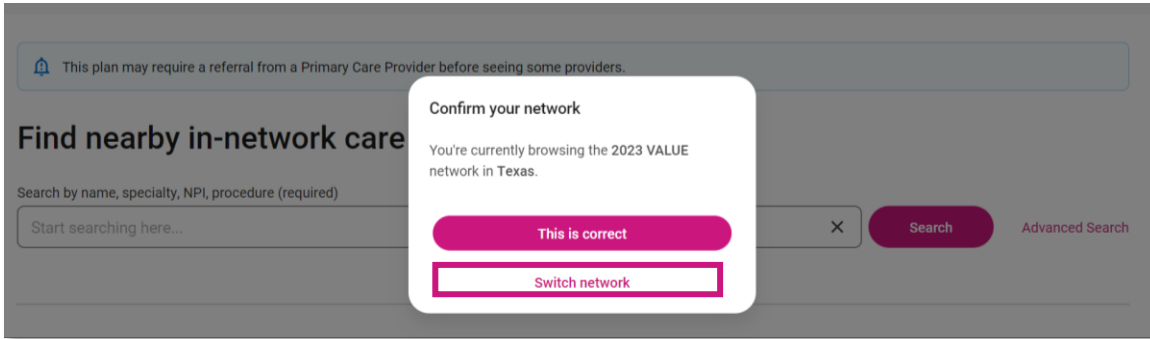
FROM



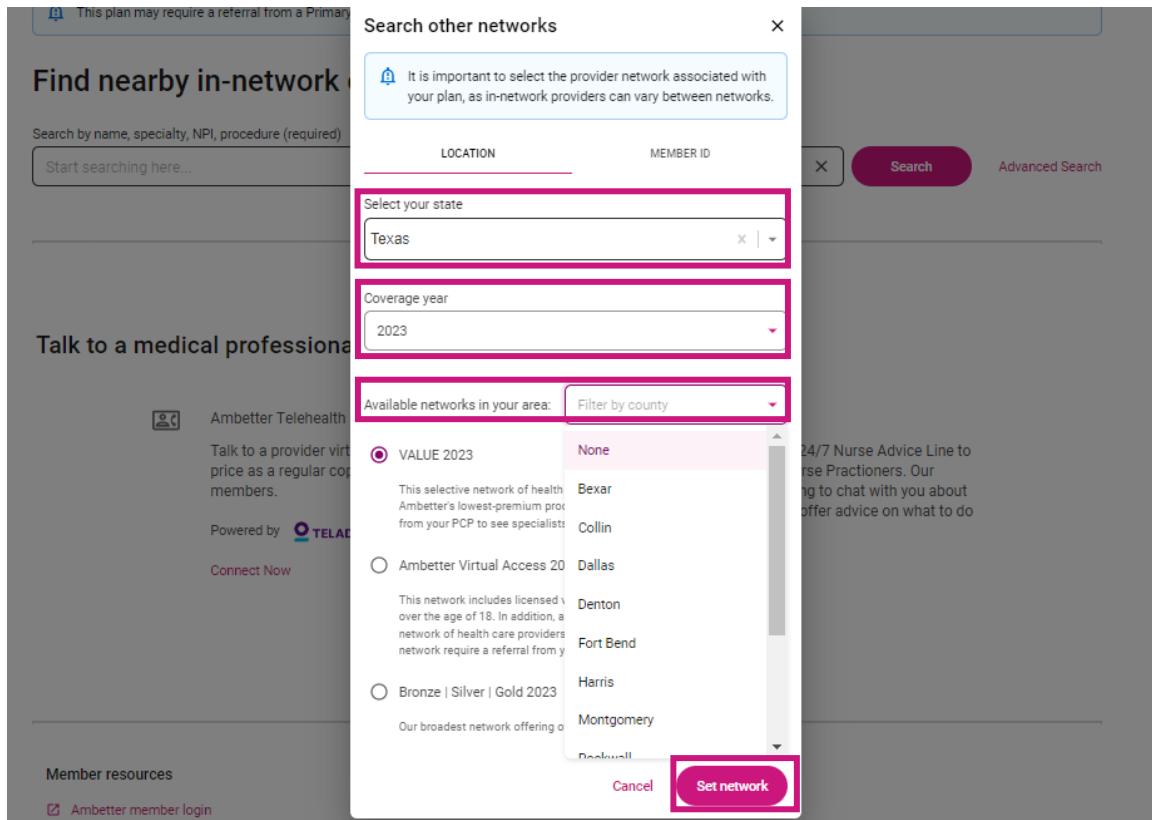
superior
healthplan.

To find an in-network Ambetter Value and Virtual provider, please follow the steps below:

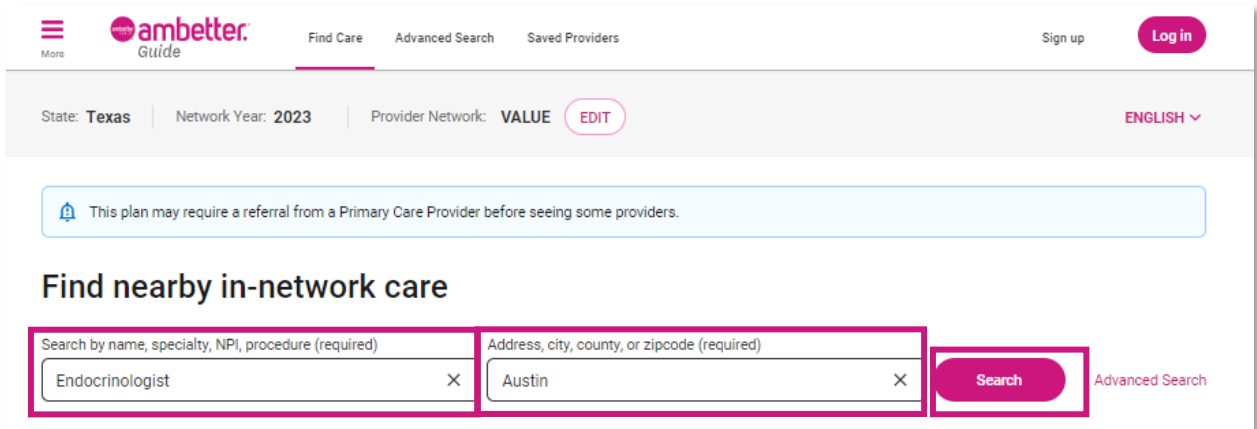
1. Go to Guide.AmbetterHealth.com.
 - To view the available networks in your area, select **Switch network** in the **Confirm your network** dialogue box.



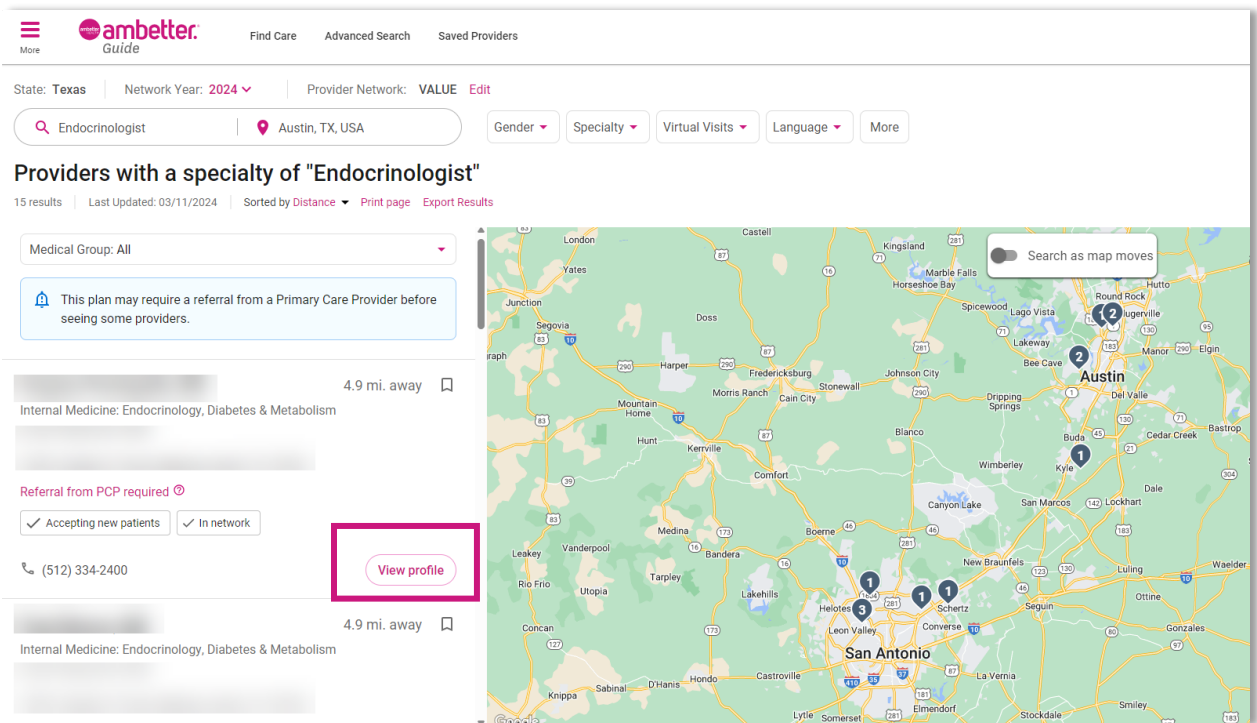
2. From the **Search other networks** dialogue box make a selection from the **Select your state**, **Coverage year** and **Available Networks in your area** drop downs based on the member information.
 - The available plan types will populate. Select the correct plan for the member and click **Set network**.



- On the **Find nearby in-network care** webpage, enter the corresponding information in the **Search by name, specialty, NPI, procedure (required)** search field.
 - Then, enter the corresponding information in the **Address, city, county, or zipcode (required)** search field.
 - Once you have entered the information, click **Search**.



- The results will populate the results based on your search.
 - You can narrow down your search by using the drop downs in the top toolbar.
 - Click **View profile** to display the selected provider details.



5. The provider name and information will populate.

The screenshot displays the Ambetter Guide interface for a provider in Westlake, Texas. The top navigation bar includes 'More', the Ambetter Guide logo, and links for 'Find Care', 'Advanced Search', and 'Saved Providers'. The main content area shows the following details:

- State:** Texas | **Network Year:** 2024 | **Provider Network:** VALUE
- Internal Medicine:** Endocrinology, Diabetes & Metabolism
- Referral from PCP required** (with a circled 'i' icon)
- Part of Ambetter Value Medical Group** (one of the available medical groups for TX Value members) - checked
- Accepting new patients** - checked | **In network** - checked | **Affiliated Networks**
- Search on Google** - checked | **Website unavailable** - unchecked | **Directions** - checked | **Save** - unchecked
- Office Details:** 4.9 mi. away
- Provider Details:** Female, Languages spoken: None, Internal Medicine: Endocrinology, Diabetes & Metabolism, Board Certified. A **View Details** link is present.

A map on the right side of the page shows the location in Westlake, Texas, with various neighborhoods labeled such as 'THE RIDGE AT LOST CREEK', 'THE HILLS OF LOST CREEK', and 'WESTLAKE OAKS EXECUTIVE PARK'. A red pin marks the provider's location near 'THE RIDGE AT LOST CREEK'.

For any questions, please contact your Account Manager. To access their contact information visit [Find My Account Manager](#).